# Rose Bowl Stadium RENOVATION & IMPROVEMENT PROJECT



***OCTOBER 2012***

***STATUS REPORT***

PARSONS

# CONTENTS


| | Page |
|---|---|
| EXECUTIVE SUMMARY | 1 |
| LOCAL OUTREACH | 2 |
| PROJECT STATUS | 7 |
| CURRENT PROGRESS | 10 |
| PROGRESS PHOTOGRAPHS | 11 |
| PROGRAM SCHEDULE | 14 |
| COST STATUS | 15 |

# EXECUTIVE SUMMARY

A UCLA football game and a flea market took place during October 2012. The UCLA football game was held on October 13, 2012 and the flea market occurred on October 14, 2012. Both of these events went off very well. The Press Box continues to make noticeable progress on a daily basis.

During October 2012 RB-11B (Structural Steel) completed stair construction and continued with corrective work. RB-11C (Conveying) continued working on the loading dock elevator from Level A to Level B. RB-17 completed tunnel widening punch list work and demobilized. Also, RB-18 completed punch list work on South Bowl seating and electrical enclosures and demobilized.

Press Box Completion (RB-12) contractor, Clark Construction, continued interior construction of utilities, mechanical equipment and partition work at all levels of the Press Box. Plaster made significant progress throughout the North Press Box in the lobbies as well as corridor walls and ceiling. Additionally, storefront and glazing continued at Level D, Level E and Level F.

On October 25, 2012 Phase 3A bids were received for Field Level Construction (field walls, field level restrooms and electrical), Removable Bleachers, Storm Sewer Work (SUSMP), and Concourse Work (West Restrooms, North Electrical Enclosure and Broadcast Building). Post-Bid interviews with 1st, 2nd and 3rd low bidders have been held. Bids are now under review with recommendations expected in early November 2012.

The Owner's Representative continued to support local participation (both local hiring and local procurement) through Pasadena First Buy Local (PFBL) and participation in Post-bid interviews for the Phase 3A bids.

The Local Outreach Coordinator, PFBL, attended the Phase 3A Post-bid interviews and is reviewing the bidders outreach efforts. Also, PFBL continued local hiring support activities for RB-12 (Press Box Completion) including weekly meetings and daily follow-up on labor requests and referrals.

# LOCAL OUTREACH

Progress to Date

As of September 2012, a total of **202 Pasadena residents** have worked on the project. Pasadena First Buy Local (PFBL) reports certified wages of **$1,702,248** have been paid to these workers representing a project-wide total of **9.7%** of the construction certified payroll.

Project Team has continued to track local procurement and subcontracting activity through the Procurement Forms, and the City's Certification Commitment forms respectively. There has been **$3,437,448** reported by the contractors in local subcontracting and procurement to Pasadena businesses. The RBOC reports **$5,639,740** in local project soft cost expenditures. The total for Pasadena local procurement is currently **$9,077,188**.

Pasadena First Buy Local

During October 2012 Pasadena First Buy Local (PFBL) performed the following tasks:

- Project Team prepared and provided a local hiring report grouped by project. The table below only includes those projects where all of the strategies adopted by the RBOC (part of the Local Participation Plan in June-2011) were applied. This report reveals that RB12; RB17; RB18; RB19; and Diamond Contract Services (DCS) combined for 13.7% local hiring:

| Total Hours | Pasadena Hours | Total Certified Payroll | Pasadena Certified Payroll | % of Wages Paid to Pasadena Residents | % of Hours to Pasadena Residents | New Hires | New Hire Pasadena Residents |
|---|---|---|---|---|---|---|---|
| **291,207.25** | **45,331.50** | **$10,206,269.50** | **$1,398,082.24** | **13.70 %** | **15.57 %** | **1,345** | **144** |

- Project Team has continued local subcontractor referrals to prime contractors bidding on RB-21 through RB-24. Local subcontractor referrals included: Survey; Waterproofing; Plumbing; Demolition; Building Insulation; HVAC; Spray Fireproofing; Electrical; Abatement; Roofing; Caissons/Piles; Sheet Metal/Metal Roofing; Grading/Earthwork; Doors/Frames/Hardware; Site Utilities; Overhead Doors; Paving; Glass and Glazing; Fencing; Studs/Drywall; Landscape/Irrigation; Plaster; Rebar; Acoustical Ceilings; Concrete; Resilient Flooring; Masonry; Polymerized Cementitious Flooring; Structural Steel; Painting; Metal Deck; Toilet Partitions/Accessories; Rough Carpentry; Fire Protection.

- Project Team participated in Post Bid Interviews for RB-21, RB-23, and RB-24. Items presented or discussed included:
  - Subcontractor Listing: Review the RBOC Board's local hiring plan and the implementation requirements of the supplementary conditions of the construction contract including definitions of core employees.
  - Review of AA-2 submitted by listed subcontractors.
  - Local Business Participation, the Local Subcontractor Solicitation Process.
  - Contractor's Local Hiring Strategy.
  - Apprentice sponsorship and how the contractor plans to meet the requirements for use of apprentices and bidder's Local Hiring Methods and expected time lines.
  - Support (outreach and referrals) available to the contractor in identifying Pasadena residents and Pasadena businesses for the contractor's consideration.
  - Discuss tracking and reporting requirements.

- Project Team successfully coordinated and facilitated the "Special Advisory Group Meeting" on October 24, 2012. The intent of this meeting was to present the results over the first 18 months of the project and the overall contributions of partners, the contractors and their subcontractors working on the Project. The meeting was conducted by the General Manager's Local Hiring Advisory Group. This group introduced and presented the results and successes of the following participants: the Laborers Union (local 300); Diamond Contract Services; Clark Construction; PCL Construction; Flintridge Center; Foothill Workforce Investment Board; Labor Ready; Los Angeles Urban League; Bernards Barton Malow; and several Pasadena residents. The overall feedback received from those that attended the meeting was positive. Members of the Local Hiring Advisory Group that facilitated this meeting included (listed in alphabetical order): Joe Brown; Porfirio Frausto; Sandra Mejia; Chip Ossman; and Ishmael Trone.

- Outreach and tasks assignments coordinated and facilitated by the project team for this special meeting included:
  - Coordinating with contractors and partners to identify appropriate presenters and speakers.
  - Coordinating with the Local Hiring Advisory Group.
  - Through the Rose Bowl staff, securing a location large enough to host the Special Advisory Group Meeting.
  - Preparing and providing a report covering the results of the Plan to date.
  - Preparing and coordinating with the contractors, unions, and partners for participation in the meeting.
  - Preparing and coordinating invitations to the city's local hiring database, its partners, the city's community centers, and the Local Hiring Advisory Group.
  - Updating the frequently-asked-questions document previously approved by the Local Hiring Advisory Group.

- Preparing and producing a graph to illustrate the local hiring dollars on the project by month; and a Power Point Presentation to illustrate the execution of the Local Participation Plan.
- Coordinating with and scheduling all speakers.
- Coordinating with editorial staff to write an "RBOC Handout" to include the city's 18 Month Report and profiles of Pasadena residents that worked on the project.
- Preparing and providing written profiles to be included in the "RBOC Handout" for some of the Pasadena residents.

- Project team prepared and distributed a report to the General Manager's Local Hiring Advisory Group. Containing a full statistical breakdown of the local hiring activity since the start of the project along with a breakdown by contractor for the month of September. The purpose of these reports is for fluent communication with community leaders, and to provide steady updates of the progress achieved to date.

- Project team prepared and distributed Late Certified Payroll reports to each prime and subcontractor that was more than seven days late in submitting payroll. The purpose of this report is to inform the project manager of the status of the contractor's certified payroll submittals.

- Project team has facilitated intake and responses to over 700 people (Since December-2010) requesting to be part of the City's local hiring database. Responses included a residency check application, information to prepare them for local hiring referrals, and responses to multiple follow up walk-ins and phone calls. Confirmation has been completed for over 450 Pasadena residents interested in construction job referrals. The purpose of this process is to establish and facilitate a consistent and fair intake process through which Pasadena residents can be identified.

- Project team has continued with the original plan (established in December-2011) to utilize Procurement Forms to track local procurement. The purpose of this coordination is to log their procurement spending, along with all other contractors spending onto a tracking system.

- Project team participated in weekly meetings with the Project Manager and the prime contractors. Generally, staff assisted the contractors and the Project Manager in facilitating the Local Participation Plan including local hiring, local subcontracting and procurement. The purpose of these weekly meetings is to maximize the potential for local procurement and local hiring, as well as encourage contractors to remain diligent in their efforts.

- Project team conducted several meetings with the Owner's Representative to plan for the General Manager's Local Hiring Advisory Group meeting. The purpose is to discuss Advisory Group input and strategize ways to implement these suggestions.

# PROJECT STATUS

Design Team

During October 2012 work continued on the Press Box. The corrective (punch list) work associated with North tunnel expansion, North bowl repairs and electrical infrastructure has been completed and these contractors have now demobilized.

The A/E team continued to support construction efforts and to provide responses to RFI's as well as to review submittals and change proposals. The addition of an on-site architect continues to contribute to the project administration reflected in expedited submittals and requests for information (RFI's). The A/E team also is continuing inspection – punch listing – of completed work and the follow-up necessary to verify completion of corrective work. Additionally, the balance of the A/E team participates in daily telephone conferences to set priorities for responding to RFI's and returning submittals. This increased focus continues significant reduction in turnaround times.

PM / Construction Manager

Bernards|Barton Malow (BBM) continued to orchestrate and guide the project. BBM was also instrumental in assuring the facility was cleaned up and ready for the football game that occurred this month as well as the monthly Flea Market.

BBM continues to monitor and oversee the day-to-day activities of the contractors on the Rose Bowl, update the construction schedule as well as maintain and monitor the budget for the project.

BBM led the Post-bid interviews for the Phase 3A bidders for the bids received. BBM is currently reviewing these bids and qualifications of the bidders to provide award recommendations in early November 2012.

Owner's Advocate / Owner's Representative

Parsons completed design management of Bowl / Concourse Phase 3A construction activities for 2013. This included reviewing the bid documents for incorporation of previous design review comments as well as assisting with addenda review and issuance.

Local Hiring

Parsons and Clarence J. Broussard & Associates, Inc. (CBA) continue to mentor and support PFBL to maximize hiring of Pasadena residents to work on the project by contacting local contracting companies to make them aware of bid opportunities in the current Phase 3A packages of work. In that role Parsons and CBA participated in the Post-Bid interviews for Phase 3A bidders in support of PFBL and local hiring. Parsons and CBA continue outreach to the Pasadena construction community in collaboration with PFBL.

The Parsons' Team, in collaboration with PFBL and BBM, continue to work with the Press Box contractor and their major subcontractors to identify opportunities for local hiring as well as procurement from Pasadena-based businesses on an on-going basis.

Prime Contractors

Press Box Selective Demolition (RB-02) is being performed by Miller Environmental, Inc. During the month of October this contractor performed limited selective demolition associated with stair installation, but has otherwise completed its work and demobilized.

Foundations and concrete on metal deck (RB-10) are being performed by PCL Construction Services, Inc. During October, PCL continued to perform corrective work on exposed cast-in-place concrete.

Press Box Structural Steel (RB-11B) is being fabricated and erected by W & W Steel. During the period for this report W&W Steel and their erection subcontractor, Bragg Steel, continued with corrective work and completed stair installation.

Press Box Elevators and Escalators (RB-11C) is being performed by KONE Incorporated. During October 2012 this contractor continued work on the new elevator at the loading dock which runs from Level A to B. The escalator field assembly has been suspended to permit scaffolding to be placed for plaster installation within the escalator lobbies and is expected to re-commence following plaster completion at the escalator lobbies.

Press Box Fixed Seating (RB-11D) is being provided and installed by Irwin Seating. This contractor is expected to return to the site to install the balance of fixed seating in November / December 2012.

Widening of 4 North Tunnels (RB-17) is being performed by Malcolm Drilling. This contractor has completed their work and demobilized.

KAR Construction, Inc. is working on the North Bowl / Stadium concrete repair and new intermediate aisles (RB-18). During October 2012 this contractor completed punch list activities and demobilized.

General Contractor

During October 2012 Clark Construction (RB-12) continued plumbing, mechanical and electrical rough-in on levels A through F of the Press Box. Steel stud installation also continued as did exterior sheathing installation, plaster and interior drywall.

Curtain wall / storefront support steel installation at the North and South Press Box continued in October as did installation of curtain wall extrusions / frame elements and glazing. Interior finishes – drywall, painting, plaster ceilings, ceiling grid, ceramic and quarry tile, millwork and flooring installation – continued through October 2012.

# CURRENT PROGRESS

Activities were as follows:

RB – 02

- Continued selective demolition of minor elements in support of stair installation.

RB – 10

- Continued cast-in-place concrete corrective work and punch list activities.

RB – 11

- Continued structural steel corrective work and punch-list activities.
- Stair installation completed.
- New elevator installation continued.

RB – 12

- Mechanical, electrical and plumbing (MEP) utility rough-in within the Press Box continued.
- Steel stud installation continued throughout the Press Box at all levels.
- Installation of drywall continued.
- Installation of Press Box lath and plaster walls and ceilings continued.
- Painting of interior walls continued.
- Curtain wall / storefront framing and glazing installation continued.
- Installation of walk-in coolers / freezers continued at Level B.
- Traffic coating installation continued.
- Tile flooring installation continued.
- Guardrail installation continued.

# PROGRESS PHOTOGRAPHS

## Press Box

## East Elevation

Press Box 50 yard line View, October 1, 2012



Press Box Field View South, October 1, 2012



Press Box Field View North, October 22, 2012

# Press Box

## West Elevation

North Press Box Progress, October 1, 2012

North Press Box Progress, October 22, 2012

South Press Box Progress, October 1, 2012

South Press Box Progress, October 22, 2012

# Press Box

Level D Interior, October 1, 2012

Level D Interior, October 22, 2012

North Press Box Level F, October 1, 2012

North Press Box Level F, October 22, 2012

Level F North Media, October 1, 2012

Level F North Media, October 22, 2012

# PROGRAM SCHEDULE

## OVERVIEW

The overall program is planned for completion prior to the 100th Rose Bowl Game on January 1, 2014. There will be one more phase of construction which will commence following the Rose Bowl Game in 2013 and end in advance of the first UCLA home game. During the UCLA football home game schedule through to the Rose Bowl Game, any remaining construction activities will be coordinated with tenants to minimize impacts to the fan experience.

The Project Manager, BBM, is managing the overall schedule as well as the compliance of the prime contractors with the schedule requirements. As of the end of October 2012 BBM reported that the Press Box was on schedule.

### Construction Summary

Currently the project is on schedule to achieve Substantial Completion of the Press Box / Pavilion in April, 2013.

Items of concern which are being closely monitored are as follows:

- Overall project budget with a focus on bringing the program back to within budget.

*The Project Schedule will be provided at the next RBOC Board Meeting in November 2012.*

# COST STATUS – Project Estimate Summary

- Project Estimate Summary

BERNARDS
BUILDERS • MANAGEMENT SERVICES

**Project Component Cost Summary.** ***Excludes BC3 Scope Adjustment.***

The Rose Bowl

Pasadena, California

Update #24

October 25, 2012

| A | B | C | D | E | F | G | H | I | J | K |
|---|---|---|---|---|---|---|---|---|---|---|
| **Description** | **Approved Budget** | **Base Contract Amounts** [1] | **Approved Changes** | **Total Awarded and Approved** | **Potential Changes** | **Total Awarded, Approved and Potential Changes** | **Available for Work Not Awarded** | **Projected Total Amount** | **Spent to Date** | **Variance Between Previous Cost Report and Current Report** |
| | | | 10/24/2012 | ( C + D ) | 10/24/2012 | ( E + F ) | 10/27/2011 | ( G + H ) | 10/22/2012 | |
| **Direct Construction Costs** | | | | | | | | | | |
| Concourse | $ 13,800,000 | $ 8,105,823 | 750,359 | $ 8,856,183 | $ 6,300 | $ 8,862,483 | 4,844,413 | $ 13,706,895 | 8,193,486 | (8,000) |
| Entry Gates | 1,200,000 | - | - | - | - | - | 1,826,092 | 1,826,092 | - | - |
| Concession Buildings | 5,700,000 | - | - | - | - | - | 5,797,460 | 5,797,460 | - | - |
| Restroom Buildings | 2,400,000 | - | - | - | - | - | 3,263,098 | 3,263,098 | - | - |
| Scoreboards and Displays | 11,900,000 | 7,626,307 | 740,869 | 8,367,176 | 223,908 | 8,591,083 | - | 8,591,083 | 4,755,522 | 62,227 |
| Bowl Egress, Aisles and Field Walls | 5,100,000 | 3,436,994 | 149,323 | 3,586,317 | 103,894 | 3,690,211 | 2,331,845 | 6,022,056 | 5,463,200 | (32,785) |
| Stadium Tunnels | 11,500,000 | 8,262,696 | 131,739 | 8,394,435 | 22,438 | 8,416,873 | 2,820,397 | 11,237,271 | 7,173,486 | 6,210 |
| Press Box | 53,100,000 | 68,673,848 | 6,329,493 | 75,003,340 | 7,932,673 | 82,936,013 | - | 82,936,013 | 67,511,520 | 1,933,259 |
| Reduction from BC-3 for Press Box Contingency | | - | - | - | - | - | (6,000,000) | (6,000,000) | - | - |
| **Subtotal** | **104,700,000** | **96,105,668** | **8,101,783** | **104,207,450** | **8,289,213** | **112,496,663** | **14,883,304** | **127,379,967** | **93,097,213** | **1,960,911** |
| Construction Contingency | 10,500,000 | 17,989,148 [2] | (8,101,783) | 9,887,366 | (8,289,213) | 1,598,153 | 149,080 [3] | 1,747,233 | | (2,040,510) |
| **Total Direct Cost** | **115,200,000** | **114,094,816** | **0** | **114,094,816** | **0** | **114,094,816** | **15,032,385** | **129,127,201** | **93,097,213** | **(79,599)** |
| **Indirect Construction Costs** | | | 3/12/2012 | | | | | | 10/21/2012 | |
| Project Management | 6,800,000 | 6,745,682 | 227,980 | 6,973,662 | - | 6,973,662 | 16,338 | **6,990,000** | 4,075,677 | - |
| Owner's Representative Fee | 1,000,000 | 958,072 | 75,000 | 1,033,072 | - | 1,033,072 | - | **1,033,072** | 695,782 | - |
| Project Management Facilities | 400,000 | 272,847 | - | 272,847 | - | 272,847 | 77,153 | **350,000** | 192,493 | - |
| **Subtotal, Indirect Construction Costs** | **8,200,000** | **7,976,601** | **302,980** | **8,279,581** | **-** | **8,279,581** | **93,491** | **8,373,072** | **4,963,952** | - |
| **Total Construction Cost** | **123,400,000** | **122,071,417** | **302,980** | **122,374,397** | **-** | **122,374,397** | **15,125,875** | **137,500,273** | **98,061,165** | **(79,599)** |
| **Soft Costs** | | | | 8/19/2012 | | | | | 10/21/2012 | |
| Design Fees | $ 12,800,000 | $ 12,537,919 | 631,177 | 13,169,096 | - | 13,169,096 | 90,904 | **13,260,000** | 11,456,874 | - |
| Other Fees and Expenses | 6,300,000 | 4,263,295 | | 4,263,295 | - | 4,263,295 | 896,705 | **5,160,000** | 3,908,740 | - |
| Specialty Expenses | 2,800,000 | 2,170,627 | | 2,170,627 | - | 2,170,627 | 259,373 | **2,430,000** | 1,511,113 | - |
| Furniture, Fixtures and Equipment | 3,500,000 | 2,187,862 | | 2,187,862 | - | 2,187,862 | 1,312,138 | **3,500,000** | 1,311,598 | - |
| Soft Costs Contingency | 3,000,000 | | | - | - | - | 1,175,000 | **1,175,000** | - | - |
| **Total Soft Costs** | **28,400,000** | **21,159,704** | **631,177** | **21,790,881** | **-** | **21,790,881** | **3,734,119** | **25,525,000** | **18,188,325** | **-** |
| Third Party Reimbursable Offset | | | | | | | | (1,748,558) | | - |
| **TOTALS** | **151,800,000** | **143,231,122** | **934,157** | **144,165,279** | **-** | **144,165,279** | **18,859,994** | **161,276,714** | **116,249,489** | **(79,599)** |

Notes:

1. Base Contract Amounts are calculated as shown in the Amended Base Contract Amounts Support Detail.
2. Contingency on amended base contract amounts is calculated in Column H of the Contingency Support Detail.
3. Calculation of Contingency for Available Work is shown on the attached page, Available Contingency Support Detail.

BERNARDS
BUILDERS • MANAGEMENT SERVICES

## Amended Base Contract Amounts Support Detail

The Rose Bowl

Pasadena, California — Update #24

D'Agostino Izzo Quirk Architects — October 25, 2012

| a | b | c | d | e | f |
|---|---|---|---|---|---|
| | **Bid Package** | **Contractor** | **Original Base Contract Amount** | **Amendments to Base Contract Amount** | **Total Amended Base Contract Amount** (d + e) |
| RB-01 | General Construction | Angeles | $ 3,470,000 | | 3,470,000 |
| RB-02 | Phase 1 Selective Demolition | Miller | 319,000 | 979,634 [1] | 1,298,634 |
| RB-03 | Site Utilities, A.C. Paving and Earthwork | Sevan | 1,865,000 | | 1,865,000 |
| RB-04 | Concrete | KAR | 1,993,000 | | 1,993,000 |
| RB-05 | Electrical | Powerco | 1,830,000 | | 1,830,000 |
| RB-06 | Scoring, Video and Matrix Display Systems | Daktronics | 2,199,000 | | 2,199,000 |
| RB-08 | Press Box Shoring & Earthwork | Shoring Eng. | 3,973,340 | | 3,973,340 |
| RB-09 | Broadcast, Electric, Data, Security, Musco | Fisk | 467,000 | | 467,000 |
| RB-10 | Press Box Foundations | PCL | 7,688,000 | 3,486,854 [2] | 11,174,854 |
| RB-11A | Superstructure Concrete | Delmac | 3,791,000 | (3,458,045) [3] | 332,955 |
| RB-11B | Superstructure Steel | W&W | 10,950,000 | | 10,950,000 |
| RB-11C | Conveying | Kone | 2,084,461 | | 2,084,461 |
| RB-11D | PB Fixed Seating | Irwin | 345,512 | | 345,512 |
| RB-11E | Precast Risers | Willis | 998,000 | | 998,000 |
| RB-12 | Press Box Completion | Clark | 38,947,000 | 523,925 [4] | 39,470,925 |
| RB-17 | North Tunnels 10 through 13 | Malcolm | 5,428,300 | | 5,428,300 |
| RB-18 | North Bowl Work Sections 10 - 13 and Field Wall | KAR | 2,937,000 | 396,486 [5] | 3,333,486 |
| RB-19 | Electrical Service Cabling and Equipment | Conti | 1,832,000 | 1,361,000 [6] | 3,193,000 |
| RB-20 | Lead Abatement at Tunnels 10 through 13 | A C T | 54,880 | | 54,880 |
| RB-PO | Owner's Purchase Orders | Various Venders | 1,065,595 | 577,725 [7] | 1,643,320 |
| | **Total** | | **$ 92,238,089** | **$ 3,867,579** | **$ 96,105,668** |

Notes:

1. RBOC-amended base contract for RB-02 is calculated below:
   a. Base contract adjustment for press box demolition work from RB-11A per MOU 1 and included in amount noted in paragraph V.B.2 of 2/9/2012 RBOC Board Meeting Agenda: $757,200.
   b. Change order work per MOU 1 Exhibit C (and balance of amount noted in paragraph V.B.2 of 2/9/2012 RBOC Board Meeting Agenda): $222,434.
   Total = $979,634.
2. RBOC-amended base contract for RB-10 is calculated below:
   a. Base contract adjustment on press box superstructure concrete work from RB-11A per paragraph V.C.2 of 2/9/2012 RBOC Board Meeting Agenda and MOU 2: $1,014,578
   b. Base contract adjustment per paragraph #2 of RBOC Agenda Report letter dated March 19, 2012 and MOU 3A: $387,747.
   c. Base contract adjustment per paragraph #2 of RBOC Agenda Report letter dated March 19, 2012 and MOU 3B: $629,774.
   d. Base contract adjustment per paragraph #2 of RBOC Agenda Report letter dated March 19, 2012 and MOU 5: $1,454,755.
   Total = $3,486,854.
3. Original contract of RB-11A reduced by reallocation of funds to packages RB-02, RB-10 and RB-12. Amount remaining for amended base contract is equal to sum of previous payments.
4. RBOC-amended base contract adjustment for RB-12 per RBOC Agenda Report letter dated March 19, 2012 and MOU 4.
5. RBOC-amended base contract adjustment for RB-18 for three electrical enclosures per paragraph V.D.2 of 2/9/2012 RBOC Board Meeting Agenda.
6. RBOC-amended base contract adjustment for RB-19 for site electrical work per paragraph V.E.2 of 2/9/2012 RBOC Board Meeting Agenda.
7. Owner purchase orders for additional work scope as detailed in Column E on Purchase Order Amounts Support Detail.

BERNARDS
BUILDERS • MANAGEMENT SERVICES

## Available Contingency Support Detail

The Rose Bowl — Update #24

Pasadena, California — October 25, 2012

| Contingency Component Description | Amount |
|---|---|
| Contingency for Available Work Not Awarded is calculated as follows: | |
| 1. For work not awarded: 10% of the available direct cost total of $20,883,304 | $ 2,088,330 |
| 2. 5% of the original base amount of package RB-12, $ 38,947,000. | 1,947,350 |
| 3. Utilize portion of contingency to maintain total project target amount of $160.7M per Update #16 presented to Operations Committee on March 1, 2012 . | (405,000) |
| 4. Utilize portion of contingency to maintain total project target amount for RB-02 additional press box selective demolition and abatement work per paragraph VI.B.2 of 4/5/2012 RBOC Board Meeting Agenda. | (105,600) |
| 5. Utilize portion of contingency to maintain total project target amount for RB-11B adjusted contingency for press box steel work per paragraph IV.D.2 of 4/5/2012 RBOC Board Meeting Agenda. | (645,000) |
| 6. Utilize portion of contingency to maintain total project target amount for RB-02 for additional press box abatement work per paragraph V.B.2 of 6/7/2012 RBOC Board Meeting Agenda. | (115,000) |
| 7. Utilize portion of contingency to maintain total project target amount for RB-11B for additional press box structural steel work per paragraph V.A.2 of 6/7/2012 RBOC Board Meeting Agenda. | (850,000) |
| 8. Utilize portion of contingency to set aside in Item #2, above, for added work per draft amendment of 8/9/2012 for RBOC Board Meeting Agenda. | (1,766,000) |
| **Total** | **149,080** |

BERNARDS
BUILDERS • MANAGEMENT SERVICES

## Contingency Support Detail

The Rose Bowl

Pasadena, California

D'Agostino Izzo Quirk Architects

Update #24

October 25, 2012

| A | B | C | D | E | F | G | H | J | K | L | M | N |
|---|---|---|---|---|---|---|---|---|---|---|---|---|
| | **Bid Package** | **Contractor** | **Original Base Contract Amount** | **Original Contingency Percentage** | **Original Contingency Amount** (D x E) | **Contingency Adjustment per RBOC Action** | **Total Board-Approved Contingency on Amended Base Contracts** (F + G) | **Approved Changes** 10/24/2012 | **Potential Changes** 10/24/2012 | **Remaining Contingency, Calculated** (H - J - K) | **Completed Contracts Contingency set to Zero** | **Completed Contracts Contingency Variance** (M - L) |
| RB-01 | General Construction | Angeles | $ 3,470,000 | 10.0% | $ 347,000 | 415,199 [1] | 762,199 | 593,093 | 169,106 | (0) | 0 | 0 |
| RB-02 | Phase 1 Selective Demolition | Miller | 319,000 | 10.0% | 31,900 | 270,600 [2] | 302,500 | 176,002 | 65,504 | 60,994 | 60,994 | 0 |
| RB-03 | Site Utilities, A.C. Paving and Earthwork | Sevan | 1,865,000 | 10.0% | 186,500 | | 186,500 | 186,072 | 0 | 428 | 0 | (428) |
| RB-04 | Concrete | KAR | 1,993,000 | 10.0% | 199,300 | | 199,300 | 184,577 | 0 | 14,724 | 0 | (14,724) |
| RB-05 | Electrical | Powerco | 1,830,000 | 10.0% | 183,000 | | 183,000 | 180,729 | 0 | 2,271 | 0 | (2,271) |
| RB-06 | Scoring, Video and Matrix Display Systems | Daktronics | 2,199,000 | 10.0% | 219,900 | | 219,900 | 160,367 | 49,821 | 9,712 | 9,712 | 0 |
| RB-08 | Press Box Shoring & Earthwork | Shoring Eng. | 3,973,340 | 10.0% | 397,334 | | 397,334 | 31,874 | 0 | 365,460 | 0 | (365,460) |
| RB-09 | Broadcast, Electric, Data, Security, Musco | Fisk | 467,000 | 10.0% | 46,700 | | 46,700 | - | 40,185 | 6,515 | 0 | (6,515) |
| RB-10 | Press Box Foundations | PCL | 7,688,000 | 10.0% | 768,800 | 404,800 [3] | 1,173,600 | 811,160 | 225,646 | 136,794 | 136,794 | 0 |
| RB-11A | Superstructure Concrete | Delmac | 3,791,000 | 10.0% | 379,100 | | 379,100 | - | 56,501 | 322,599 | 0 | (322,599) |
| RB-11B | Superstructure Steel | W&W | 10,950,000 | 10.0% | 1,095,000 | 1,495,000 [4] | 2,590,000 | 1,922,041 | 1,072,325 | (404,366) | (404,366) | 0 |
| RB-11C | Conveying | Kone | 2,084,461 | 10.0% | 208,446 | | 208,446 | 26,631 | 82,710 | 99,105 | 99,105 | 0 |
| RB-11D | PB Fixed Seating | Irwin | 345,512 | 10.0% | 34,551 | | 34,551 | 26,998 | 3,093 | 4,459 | 4,459 | 0 |
| RB-11E | Precast Risers | Willis | 998,000 | 10.0% | 99,800 | | 99,800 | 43,453 | 10,326 | 46,021 | 46,021 | 0 |
| RB-12 | Press Box Completion | Clark | 38,947,000 | 5.0% | 1,947,350 | 8,057,900 [5] | 10,005,250 | 3,367,800 | 6,373,060 | 264,390 | 264,390 | 0 |
| RB-17 | North Tunnels 10 through 13 | Malcolm | 5,428,300 | 10.0% | 542,830 | | 542,830 | - | 17,296 | 525,534 | 525,534 | 0 |
| RB-18 | North Bowl Work Sections 10 - 13 and Field Wall | KAR | 2,937,000 | 10.0% | 293,700 | 39,650 [6] | 333,350 | 127,777 | 117,340 | 88,234 | 88,234 | 0 |
| RB-19 | Electrical Service Cabling and Equipment | Conti | 1,832,000 | 10.0% | 183,200 | 136,100 [7] | 319,300 | 259,044 | 6,300 | 53,956 | 53,956 | 0 |
| RB-20 | Lead Abatement at Tunnels 10 through 13 | A C T | 54,880 | 10.0% | 5,488 | | 5,488 | 4,165 | 0 | 1,323 | 0 | (1,323) |
| | **Total** | | 91,172,494 | 7.9% | **7,169,899** | **10,819,249** | **17,989,148** | **8,101,783** | **8,289,213** | **1,598,153** | **884,833** | **(713,320)** |

Notes:

1. RBOC contingency adjustment for RB-01 is calculated below:
   a. Adjustment for north video board steel columns per 3/3/201 RBOC Agenda Report paragraph 2 : One lump sum of $250,000.
   b. Adjustment for abatement of lead paint at Phase 1 areas per 10/6/201 RBOC Agenda Report paragraph 2: One lump sum of $165,199.
   Total = $415,199
2. RBOC-adjusted contingency for RB-02 is calculated below:
   a. Adjustment for press box demolition work from RB-11A per paragraph V.B.3 of 2/9/2012 RBOC Board Meeting Agenda and MOU 1: One lump sum of $50,000.
   b. Adjustment for additional press box selective demolition and abatement work per paragraph VI.B.2 of 4/5/2012 RBOC Board Meeting Agenda: One lump sum of $105,600.
   c. Adjustment for additional press box abatement work per paragraph V.B.2 of 6/7/2012 RBOC Board Meeting Agenda: One lump sum of $115,000.
   Total = $270,600.
3. RBOC contingency adjustment for RB-10 is calculated below:
   a. Contingency adjustment on press box superstructure concrete work from RB-11A per paragraph V.C.3 of 2/9/2012 RBOC Board Meeting Agenda and MOU 2: One lump sum of $100,000.
   b. Adjustment per the RBOC Agenda Report letter dated March 19, 2012 and MOU's 3A, 3B and 5 for additional work: One lump sum of $247,200.
   c. Adjustment per the RBOC Agenda Report letter dated March 19, 2012 to offset identified corrective work from RB-11A: One lump sum of $57,600.
   Total = $404,800.
4. RB-11B adjusted contingency for press box steel work is calculated below:
   a. Adjustment per paragraph IV.D.2 of 4/5/2012 RBOC Board Meeting Agenda: One lump sum of $645,000.
   b. Adjustment per paragraph V.A.2 of 6/7/2012 RBOC Board Meeting Agenda: One lump sum of $850,000.
   Total = $1,495,000.
5. RBOC contingency adjustment for RB-12 is calculated below:
   a. Adjustment on press box fireproofing work from RB-11A per the RBOC Agenda Report letter dated March 19, 2012 and MOU 4: One lump sum of $26,100 (approximately 5% of $523,925).
   b. Adjustment to offset identified corrective work from RB-11A per the RBOC Agenda Report letter dated March 19, 2012 and MOU 4: One lump sum of $265,800.
   c. Adjustment per draft amendment of 8/9/2012 for RBOC Board Meeting Agenda: One lump sum of $1,766,000
   d. Adjustment per paragraph III.A.2 of 9/20/2012 RBOC Board Meeting Agenda: One lump sum of $6,000,000.
   Total = $8,057,900.
6. RB-18 adjusted contingency for three electrical enclosures per paragraph V.D.3 of 2/9/2012 RBOC Board Meeting Agenda: One lump sum of $39,650 (approximately 5% of $396,486).
7. RB-19 adjusted contingency for site electrical work per paragraph V.E.3 of 2/9/2012 RBOC Board Meeting Agenda: 10% of $1,361,000 = $136,100.

BERNARDS
BUILDERS • MANAGEMENT SERVICES

## Purchase Order Amounts Support Detail

The Rose Bowl

Pasadena, California — Update #24

D'Agostino Izzo Quirk Architects — October 25, 2012

| A | B | C | D | E | F |
|---|---|---|---|---|---|
| | **Purchase Order** | **Vendor** | **Base Contract Purchase Order Amount** | **Purchase Order Changes Amount** | **Total Purchase Order Amount** (D + E) |
| PO-01 | Temporary Fencing | S&S Portables | $ 146,660.89 | - | $ 146,660.89 |
| PO-02 | Site Prep | ATK | | 22,238.17 | 22,238.17 |
| PO-03 | Site Prep | Building Systems | | 67,017.97 | 67,017.97 |
| PO-04 | Tree Storage | Senna Tree Company | 25,200.00 | - | 25,200.00 |
| PO-05 | Site Prep | AT&T | | 41,888.72 | 41,888.72 |
| PO-06 | Site Prep | Consult Services | | - | - |
| PO-07 | Utility Extention Work | PWP | 514,310.03 | | 514,310.03 |
| PO-08 | Gate B improvements | (Various Vendors) | | 147,240.17 | 147,240.17 |
| PO-09 | South Scoreboard | (Various Vendors) | | 29,823.62 | 29,823.62 |
| PO-10 | DOG Painting | First Down | | 1,386.56 | 1,386.56 |
| PO-11 | Generator Repair | Quinn Power | | 17,200.00 | 17,200.00 |
| PO-12 | Site Prep | Game Day Prep-west side | | 3,500.00 | 3,500.00 |
| PO-13 | Site Prep | Temp Construction Lighting | | 3,507.41 | 3,507.41 |
| PO-14 | Elevator Repairs | Schindler Elevator | | 7,904.14 | 7,904.14 |
| PO-17 | Construction Clean-Up | Diamond | 379,424.00 | - | 379,424.00 |
| PO-18a | Replacement Seats | Ainslie Company | | 77,492.91 | 77,492.91 |
| PO-18b | New Seats | Ainslie Company | | 32,943.29 | 32,943.29 |
| PO-19 | North End Repair | Athens Services | | 55,482.00 | 55,482.00 |
| PO-20 | North Handrails | KAR Concrete | | 70,100.00 | 70,100.00 |
| | **Total** | | **$ 1,065,594.92** | **$ 577,724.96** | **$ 1,643,319.88** |

Note:

1. Information on this page is from 'PROJECT COST REPORT_Oct 2012_#23-Final_r1.xls' October 25,2012.